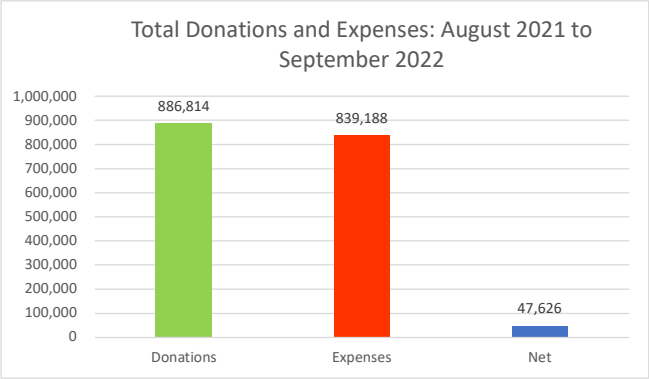
Total Donations and Expenses: August 2021 to September 2022
1,000,000
900,000
800,000
700,000
600,000
500,000
400,000
300,000
200,000
100,000
0
886,814
839,188
47,626
Donations
Expenses
Net

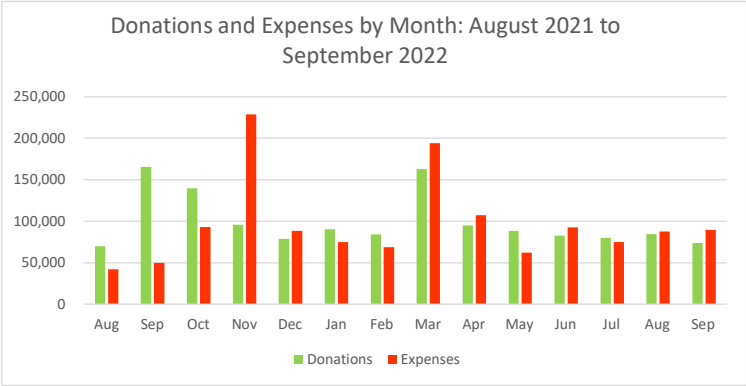
Donations and Expenses by Month: August 2021 to September 2022
250,000
200,000
150,000
100,000
50,000
0
Aug
Sep
Oct
Nov
Dec
Jan
Feb
Mar
Apr
May
Jun
Jul
Aug
Sep
Donations
Expenses

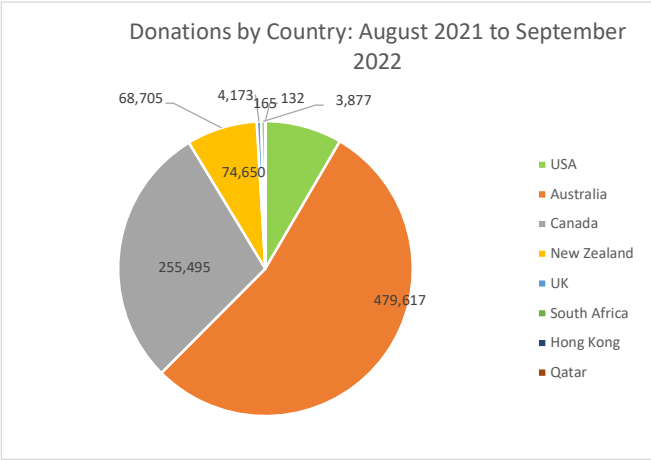
Donations by Country: August 2021 to September 2022
68,705
4,173
165
132
3,877
74,650
255,495
479,617
USA
Australia
Canada
New Zealand
UK
South Africa
Hong Kong
Qatar

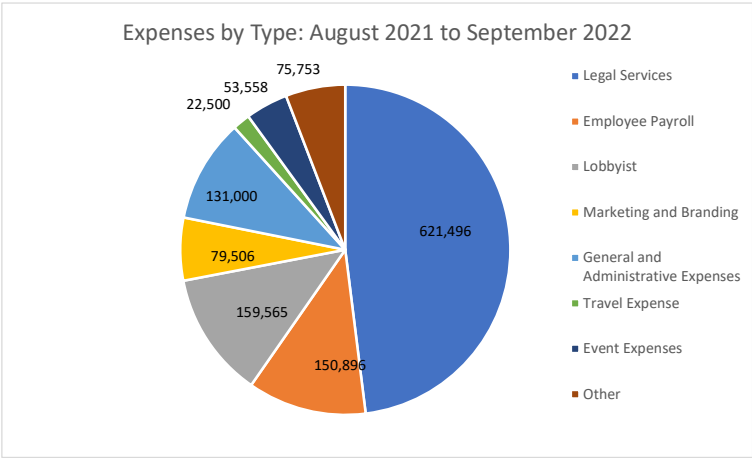
Expenses by Type: August 2021 to September 2022
75,753
53,558
22,500
131,000
79,506
159,565
150,896
621,496
Legal Services
Employee Payroll
Lobbyist
Marketing and Branding
General and Administrative Expenses
Travel Expense
Event Expenses
Other

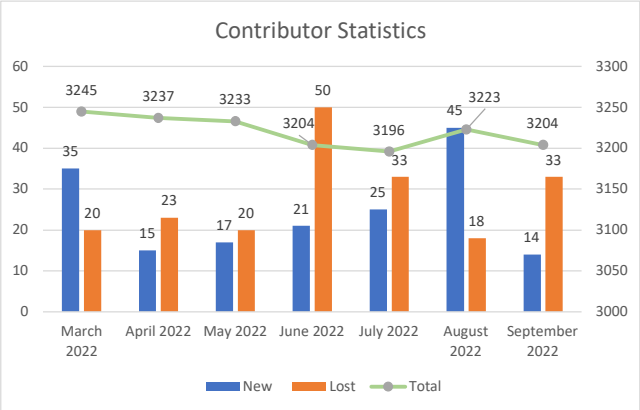
Contributor Statistics
60
50
40
30
20
10
0
3300
3250
3200
3150
3100
3050
3000
3245
3237
3233
3204
3196
3223
3204
35
20
15
23
17
20
21
50
25
33
45
18
14
33
March 2022
April 2022
May 2022
June 2022
July 2022
August 2022
September 2022
New
Lost
Total

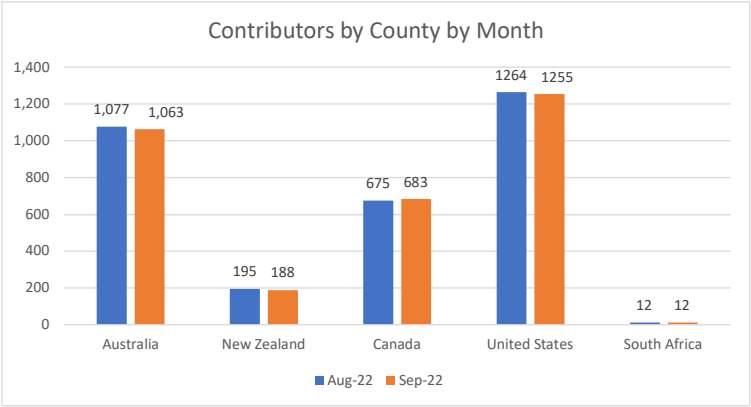
Contributors by County by Month
1,400
1,200
1,000
800
600
400
200
0
1,077
1,063
195
188
675
683
1264
1255
12
12
Australia
New Zealand
Canada
United States
South Africa
Aug-22
Sep-22