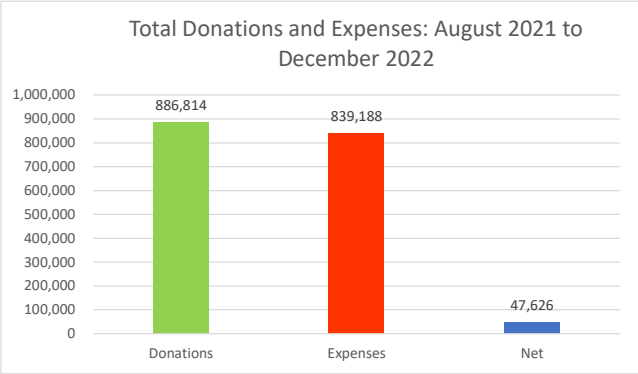
Total Donations and Expenses: August 2021 to December 2022
1,000,000
900,000
800,000
700,000
600,000
500,000
400,000
300,000
200,000
100,000
0
886,814
839,188
47,626
Donations
Expenses
Net

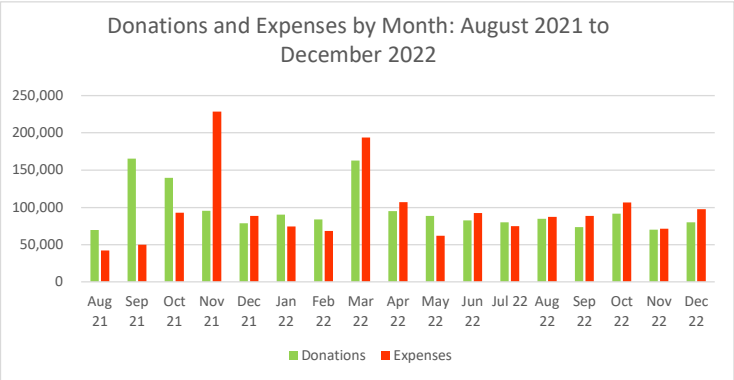
Donations and Expenses by Month: August 2021 to December 2022
250,000
200,000
150,000
100,000
50,000
0
Aug 21
Sep 21
Oct 21
Nov 21
Dec 21
Jan 22
Feb 22
Mar 22
Apr 22
May 22
Jun 22
Jul 22
Aug 22
Sep 22
Oct 22
Nov 22
Dec 22
Donations
Expenses

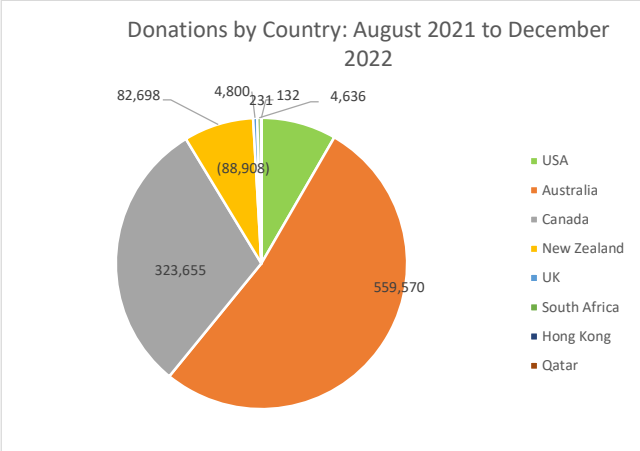
Donations by Country: August 2021 to December 2022
82,698
4,800
231
132
4,636
(88,908)
323,655
559,570
USA
Australia
Canada
New Zealand
UK
South Africa
Hong Kong
Qatar

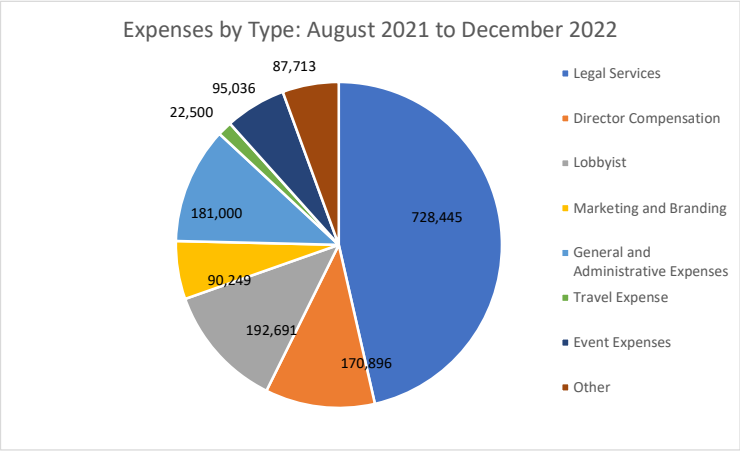
Expenses by Type: August 2021 to December 2022
87,713
95,036
22,500
181,000
90,249
192,691
170,896
728,445
Legal Services
Director Compensation
Lobbyist
Marketing and Branding
General and Administrative Expenses
Travel Expense
Event Expenses
Other

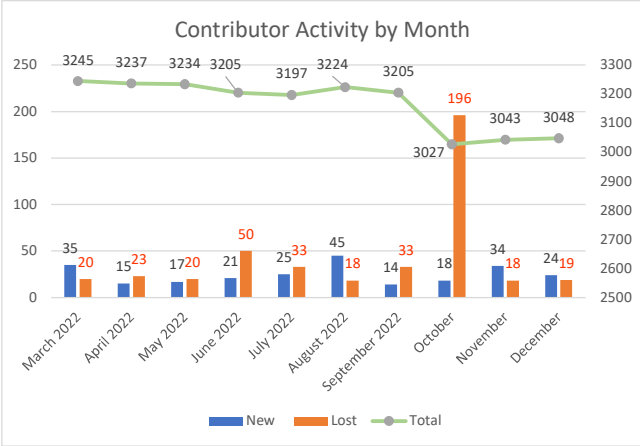
Contributor Activity by Month
250
200
150
100
50
0
3300
3200
3100
3000
2900
2800
2700
2600
2500
3245
3237
3234
3205
3197
3224
3205
3027
3043
3048
35
20
15
23
17
20
21
50
25
33
45
18
14
33
18
196
34
18
24
19
March 2022
April 2022
May 2022
June 2022
July 2022
August 2022
September 2022
October
November
December
New
Lost
Total

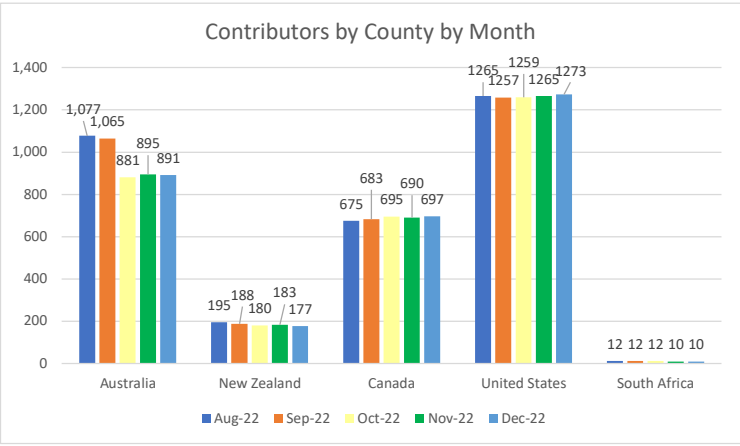
Contributors by County by Month
1,400
1,200
1,000
800
600
400
200
0
1,077
1,065
881
895
891
195
188
180
183
177
675
683
695
690
697
1265
1257
1259
1265
1273
12 12 12 10 10
Australia
New Zealand
Canada
United States
South Africa
Aug-22
Sep-22
Oct-22
Nov-22
Dec-22