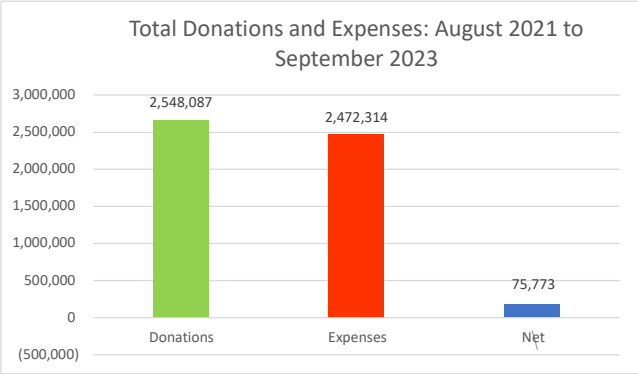
Total Donations and Expenses: August 2021 to September 2023
3,000,000
2,500,000
2,000,000
1,500,000
1,000,000
500,000
0
(500,000)
2,548,087
2,472,314
75,773
Donations
Expenses
Net

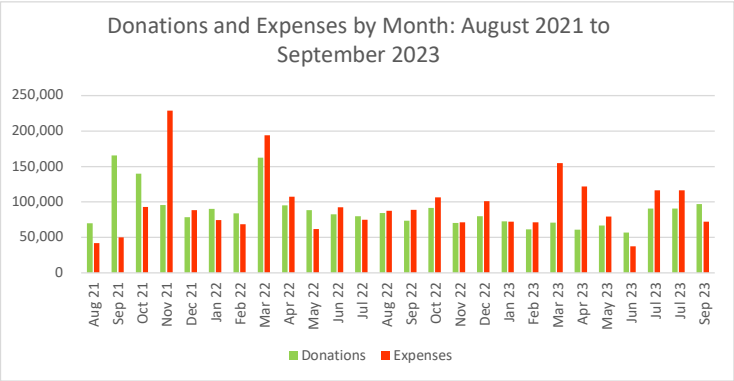
Donations and Expenses by Month: August 2021 to September 2023
250,000
200,000
150,000
100,000
50,000
0
Aug 21
Sep 21
Oct 21
Nov 21
Dec 21
Jan 22
Feb 22
Mar 22
Apr 22
May 22
Jun 22
Jul 22
Aug 22
Sep 22
Oct 22
Nov 22
Dec 22
Jan 23
Feb 23
Mar 23
Apr 23
May 23
Jun 23
Jul 23
Jul 23
Sep 23
Donations
Expenses

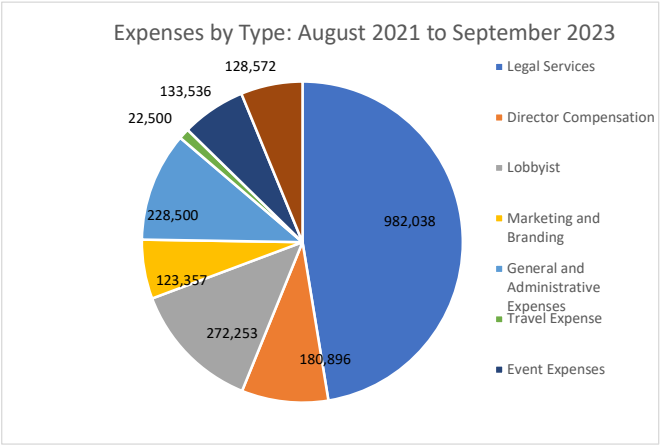
Expenses by Type: August 2021 to September 2023
128,572
133,536
22,500
228,500
123,357
272,253
180,896
982,038
Legal Services
Director Compensation
Lobbyist
Marketing and Branding
General and Administrative Expenses
Travel Expense
Event Expenses

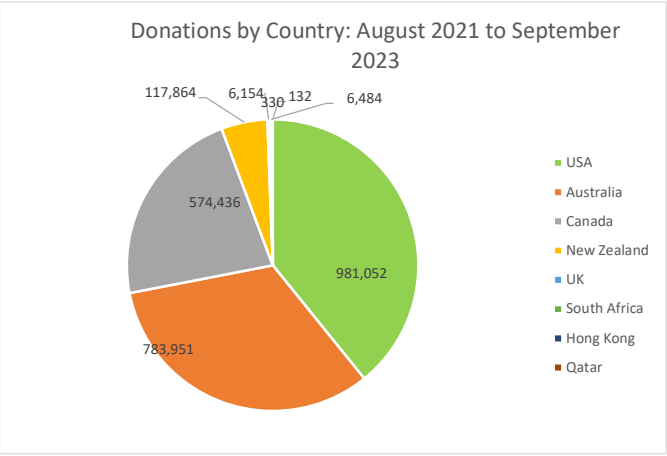
Donations by Country: August 2021 to September 2023
117,864
6,154
330
132
6,484
574,436
981,052
783,951
USA
Australia
Canada
New Zealand
UK
South Africa
Hong Kong
Qatar

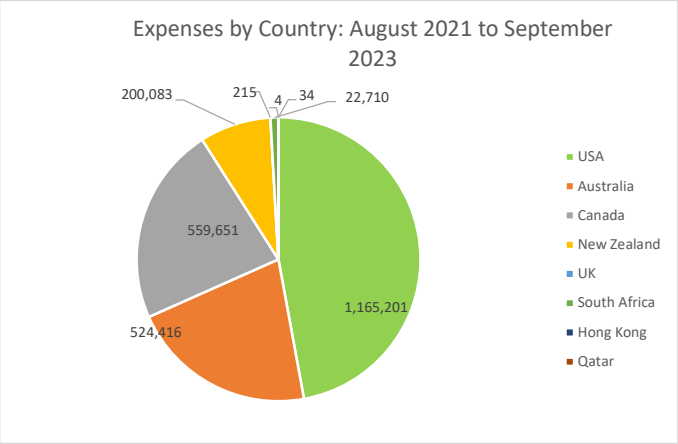
Expenses by Country: August 2021 to September 2023
200,083
215
4
34
22,710
559,651
524,416
1,165,201
USA
Australia
Canada
New Zealand
UK
South Africa
Hong Kong
Qatar